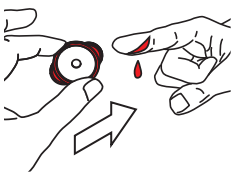




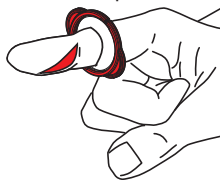
INSTRUCTIONS FOR USE:

T-RING Application:

1) Slide onto digit.



2) Bleeding stopped. * Perform procedure.



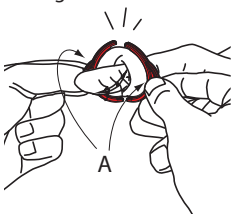
T-RING Removal Options:

1) Slide T-RING off digit,

OR

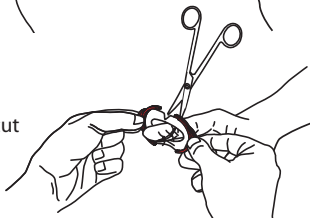
2) Snap by pressing against tabs "A"...

...THEN stretch and remove.



OR

3) Snap, THEN cut to remove.

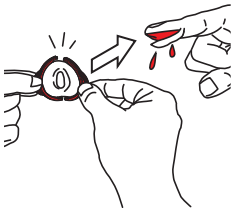


For Large Flaps or Deformities:

1) Snap the T-RING before application.

2) Stretch to enlarge opening until past wound, then slide to base of digit.

3) Stretch or cut to remove.



APPLICATION NOT TO EXCEED
90 MINUTES